

Three-Piece Ball Valve, Standard Port, Sizes 1/4" ~ 3"



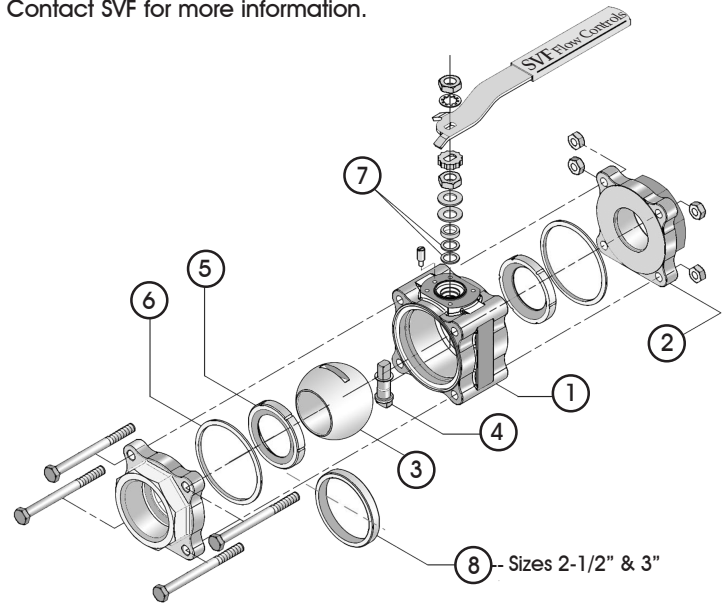
The SVF Series R8 Ball Valves feature a high performance design for use in critical, process-quality applications. These valves exceed the pressure & temperature ratings of traditional, general purpose ball valves.

SERIES R8 DESIGN FEATURES

- ✓ High performance design for process-quality applications
- ✓ Encapsulated body seals to facilitate welding without disassembly
- ✓ Live-loaded stem packing ensures seal-tight pressure containment even under thermal cycling
- ✓ Three-piece "swing out" design offers easy access for in-line maintenance
- ✓ ISO 5211 mounting pad for easy actuation
- ✓ Standard seat material is TFM1600™
- ✓ Blowout proof stem adds safety & reliability
- ✓ Stainless steel valves have 316L ends
- ✓ Full range of options to suit specific requirements



The Series R8 Ball Valve is available with additional options. Contact SVF for more information.



MATERIALS OF CONSTRUCTION

ITEM	DESCRIPTION	MATERIALS SPECIFICATIONS (Additional options available)
1	Body	316 Stainless Steel (ASTM A351 CF8M) Carbon Steel (ASTM A216 WCB)
2	End Connector	316L Stainless Steel (ASTM A351 CF3M) Carbon Steel (ASTM A216 WCB)
3	Ball	316 Stainless Steel (ASTM A351 CF8M)
4	Stem	316 Stainless Steel (ASTM A276) Stainless Steel 17-4 pH (ASTM A564 630)
5	Seat	TFM1600™, Delrin®, UHMWPE, PEEK
6	Body Seal	PTFE, Buna "N", GRAFOIL®, UHMWPE, Viton®, EPDM
7	Stem Seal	SupraLon™
8	Retainer Sizes 2-1/2" & 3"	316 Stainless Steel

SPECIFICATION STANDARDS OF COMPLIANCE

SVF Series R8 Ball Valves are available in designs that meet the following Industry Standards:

- ANSI
- DIN
- BPE
- ASME
- ISO
- NACE
- API
- MSS
- ASTM

Contact SVF for specific applications

What do you need today?™

HIGH PURITY
CleanFLOW
 www.CleanFLOW.net

PRO-SPEC
 PROCESS SPECIFIC
 WWW.PRO-SPEC.NET

QUALITY FLOWS
 THROUGH US

Specifications subject to change. Please visit www.SVF.net for the latest updates on this Data Sheet. All Data Sheets posted on our website supersede all prior publications. [Document #DS-R8-03/02/2010 • Series R8 Data Sheet - 03/02/2010]

www.SVF.net

SVF Flow Controls, Inc. • 13560 Larwin Circle • Santa Fe Springs, CA 90670 • Tel: 1.800.783.7836 • FAX: 562.802.3114
 Sales@SVF.net • Visit our website: www.SVF.net • © SVF Flow Controls, Inc. • Specifications subject to change without notice



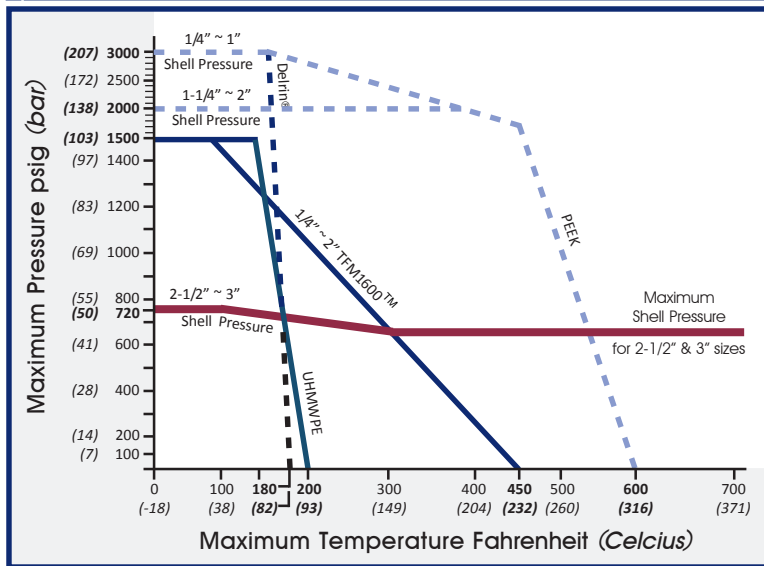
Three-Piece Ball Valve, Standard Port, Sizes 1/4" ~ 3"

R8

DIMENSIONS, WEIGHT, C_v, TORQUE

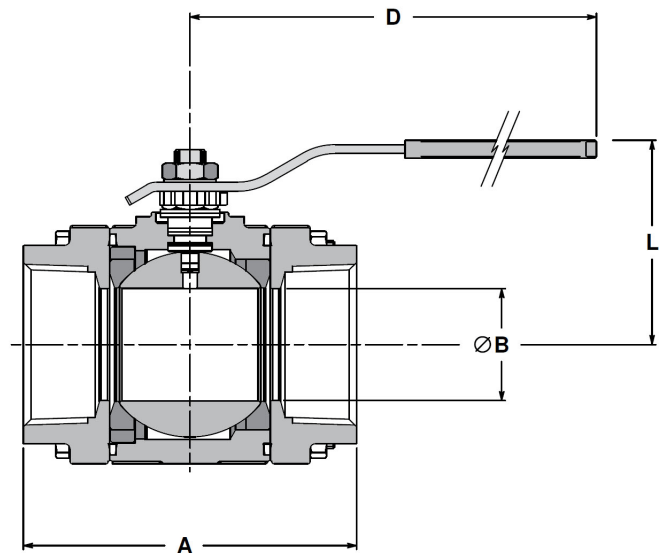
Size	A		B		D		L		Weight.		C _v	Torque**	
	in.	mm	in.	mm	in.	mm	in.	mm	lbs	kg		in-lb _f	Nm
1/4" *	2.60	66	0.44	11	5	127	1.8	46	2	0.9	3	45	5
3/8" *	2.60	66	0.44	11	5	127	1.8	46	2	0.9	5	45	5
1/2"	2.60	66	0.44	11	5	127	1.8	46	2	0.9	8	45	5
3/4"	2.81	71	0.56	14	5	127	1.9	48	2	0.9	12	45	5
1"	3.70	94	0.81	21	6	152	2.4	61	4	1.8	32	100	11
1-1/4"	4.25	108	1.00	25	6	152	2.6	66	5	2.3	57	130	15
1-1/2"	4.57	116	1.25	32	7	178	3.2	81	7	3.2	80	280	32
2"	5.04	128	1.50	38	7	178	3.3	84	11	5.0	104	360	41
2-1/2"	5.95	151	2.00	51	11	279	3.4	86	17	7.7	240	560	63
3"	6.68	170	2.50	64	14	356	7.3	185	30	13.6	320	1000	113

R8 - PRESSURE/TEMPERATURE CHART



* 1/4" and 3/8" are Full Port

** At full differential pressure for clean fluids with TFM1600™ Seats



HOW TO ORDER SERIES R8 BALL VALVES

SERIES	BODY & END MATERIAL	BALL & STEM MATERIAL	SEAT	BODY SEAL	ENDS	SIZE
R8	44 = Carbon Steel ASTM A216 WCB 66 = 316 Stainless Steel ASTM A351 CF8M Body CF3M 316L Ends 88 = Alloy 20 ASTM A351 CN7M 99 = Hastelloy ASTM A494 CW12MW	66 = 316 Stainless Steel ASTM A351 CF8M Ball A276-316 Stem 88 = Alloy 20 ASTM A351 CN7M 99 = Hastelloy ASTM A494 CW12MW 33 = Monel ASTM B164 N04400 6M = Stainless Steel 17-4 PH ASTM A564 630 Stem Only	A = TFM1600™ D = Delrin® (1/4" ~ 2" Only) U = UHMWPE K = PEEK (Requires 17-4 Stem)	T = PTFE B = Buna "N" G = GRAFOIL® U = UHMWPE V = Viton® E = EPDM	SE = Screwed Ends (FNPT) SW = Socket Weld Ends BW = Butt Weld Ends Other End Connection Options Available	02 = 1/4"* 12 = 1-1/4" 03 = 3/8"* 15 = 1-1/2" 05 = 1/2" 20 = 2" 07 = 3/4" 25 = 2-1/2" 10 = 1" 30 = 3" *1/4" and 3/8" are Full Port
Order Example: (R84466ATSE05)						
Example Description: Carbon Steel Body & Ends, 316 Stainless Steel Ball & Stem, TFM 1600™ Seat, PTFE Body Seal, Screwed Ends (FNPT), 1/2" Size						
R8	44	66	A	T	SE	05

Specifications subject to change. Please visit www.SVF.net for the latest updates on this Data Sheet. All Data Sheets posted on our website supersede all prior publications • [Document #DS-R8-03/02/2010 • Series R8 Data Sheet - 03/02/2010]